

DS-KIS703Y-P Video Intercom Kit Release Note

(2023-07-25)

Firmware Basic Information

Firmware Basic Information	Device Type	DS-KH6320Y-WTPE2
	Device version	V2.2.18_build230718
	Device Type	DS-KV8103Y-IMPE2
	Device version	V2.2.69_build230718

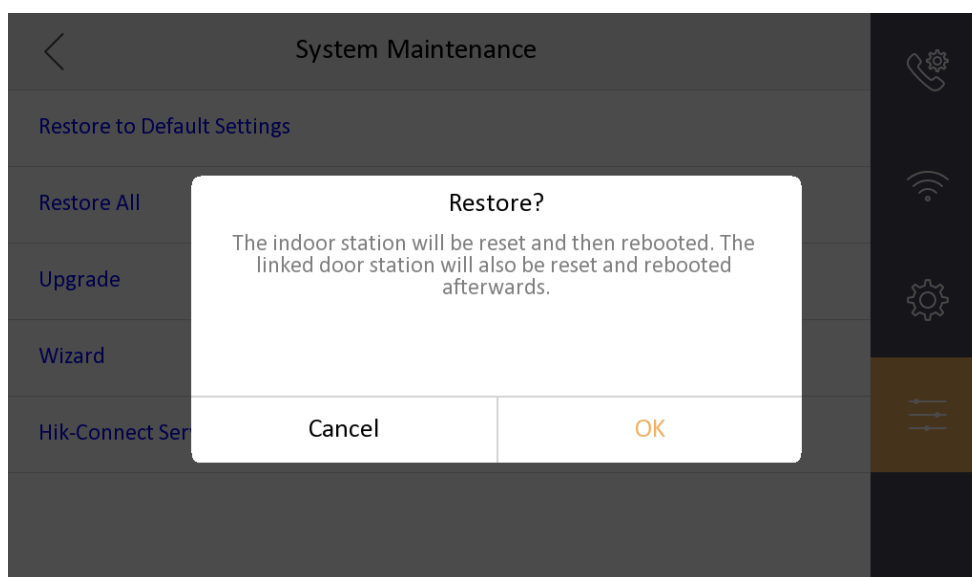
Reason of Upgrade

Plug and Play version released.

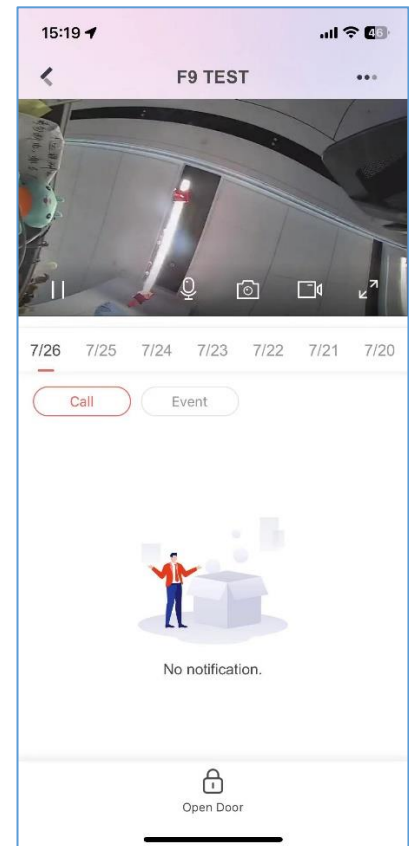
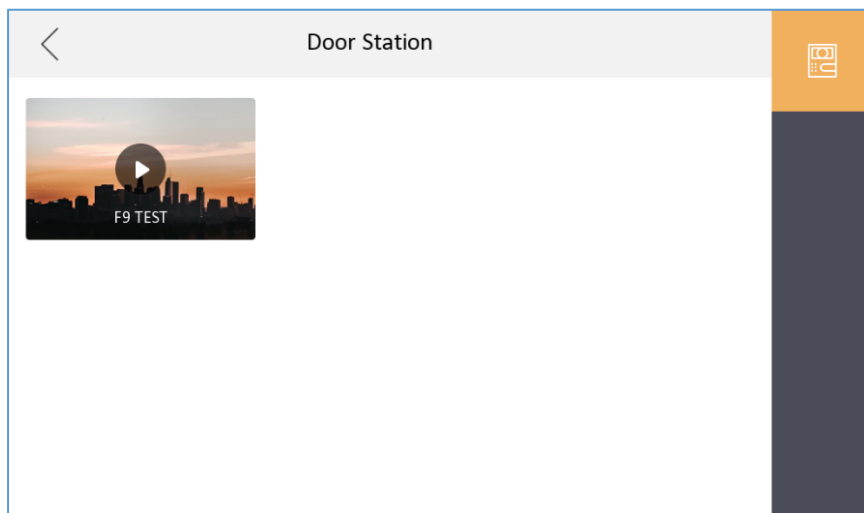
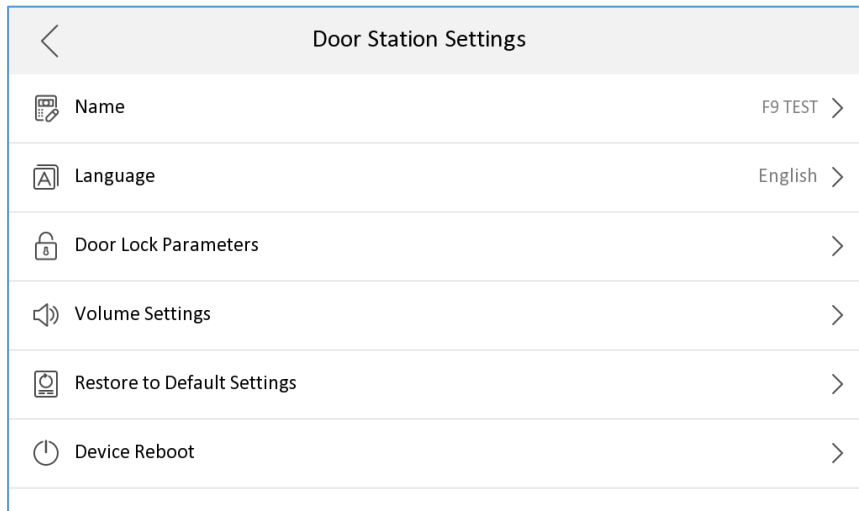


New Features

1. Wizard simplification. 3 seconds of booting time to realize the intercom between the indoor station and the door station.
2. Supporting indoor station restore to default and synchronizing the door station to the default.



3. The Hik-Connect function will be enabled automatically when choosing to connect to the WIFI.
4. Supporting the door station which is registered to the indoor station showing the same name on the indoor station as it shows on Hik-Connect.



5. The door station adds the activation function. When the door station is activated, it will activate the indoor station which has launched the request and configured the language synchronically.
If existing indoor station is damaged, just replace the indoor station, the door station will activate indoor station and synchronize the language automatically, there's no need to link door station on indoor station local GUI.
6. The door station adds the hard reset function, we can reset the door station by long-pressing call button, then press tamper-proof button in the back for 5 time.

Modified Features

1. Optimized the wizard interface, and remove some unnecessary configuration pages.


Language 1/4

1	English	✓
2	Русский	
3	български	
4	Magyar	
5	Ελληνικά	
6	Deutsch	

Next

Connect to Mobile Phone 2/4

After connecting to App, you can answer calls, open doors or view the live videos of door stations via your mobile phone.








Previous

Skip

Connct

Wi-Fi 3/4

Connect your device to the Wi-Fi before using the mobile App.

Hikvision_1.1	
✓ Hikvision_1	
TL-F9JSZC	
TP-LINK_5DFC	
HIKVISION_F9ZWJ	



Previous

Next



Add Device 4/4

✓ Hik-Connect Server Connected

1 Scan to Download Hik-Connect

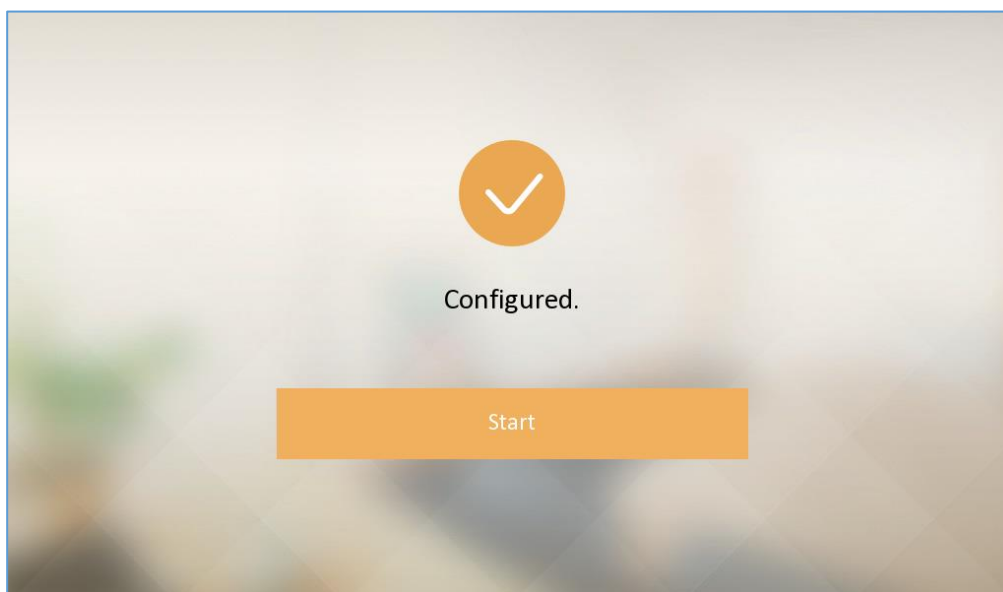


2 Scan to Add to Hik-Connect

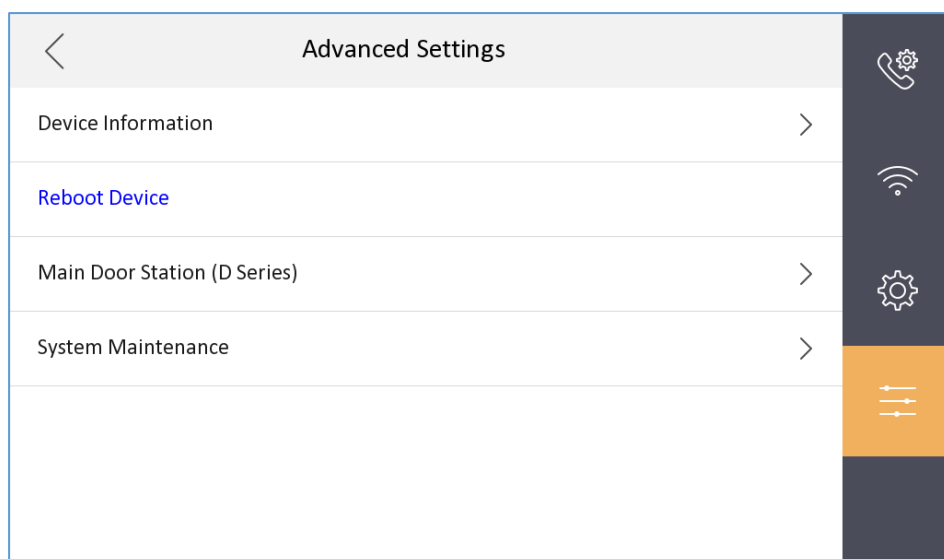


Previous

Next



2. Removing the unnecessary configuration options.



3. Optimized the device's activation menu, the user doesn't need to fill in the password to activate.
4. The Hik-Connect verification code can be generated automatically, don't need to fill it manually.
5. There's no need to input the password to enter advanced configuration page.
6. When the indoor station is called by the door station, the stream from door station increases from 640*480 to 720P.

Customer Impact and Recommended Action

This update refers to function/compatibility improvement and will take effect automatically after the Date of Change. We are very sorry for any inconvenience of use-habit changes caused by this action.

For any questions and requests for this firmware, please contact our local technical support team.

Note:

- Hikvision reserves the right to change, alter or withdraw the above notification without prior notice.
- Product design and specifications are subject to change without prior notice.
- The Hikvision firmware may contain errors known as errata, which may cause the product to deviate from published specifications. Current characterized errata are available on request.
- Hikvision is not liable for any typing or printing errors.

Hikvision Digital Technology CO., Ltd.
No. 555 Qianmo Road, Binjiang District, Hangzhou 310051,
China
Tel: +86-571-8807-5998
FAX: +86-571-8993-5635
Email: overseabusiness@hikvision.com