

Warranty Card

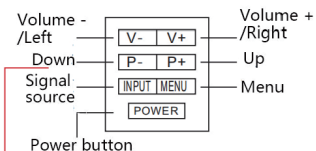

User name	
E-mail	
Address	
Postal code	
Contact number	
Product name	
Product model	
Product barcode	
Number/Batch number	
Name	
Address	
Contact number	
Postal code	
Sales date	
Invoice barcode	



ZKT_{ECO}

Monitor Quick Operation Manual

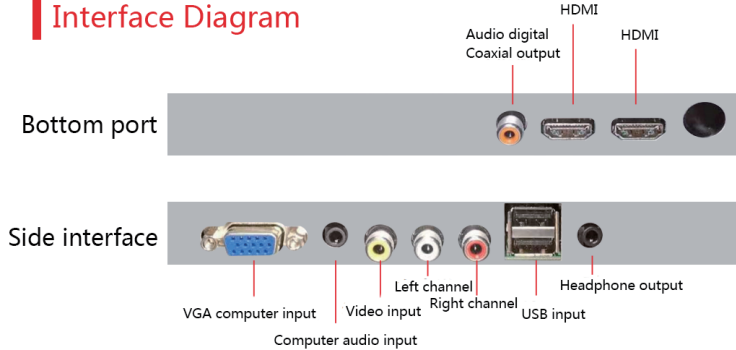
Button map



Operating instructions

1. Power on: press the power button to turn on, long press to turn off.
2. Channel selection: press the INPUT button, select the signal channel and then press the V-/V+ button to confirm.
3. Image effect design: Press the MENU button to enter the menu, press the P-/P+ button to select different items, respectively press the V+ button, press the V- button, adjust the value, and finally press the MENU button to exit.
4. Multimedia: Insert the U disk, press the INPUT button to select multimedia, press the V-/V+ button to confirm to enter the multimedia interface, press the V-/V+ button to select left and right, press the P-/P+ button to select different items, and then press the INPUT button to confirm.

Interface Diagram



Mark "only for safe use in non tropical climate"

HD Monitor

- HD: 1920*1080
- Rich colors: Nanotechnology is used to activate inert molecules twice to make the picture more layered.
- Bright colors: improved image quality, strong three-dimensionality.
- Clarity: detailed and realistic, conveying true colors.
- Built specifically for HD resolution products, this unit is optimized for HDMI input ports to reduce signal transmission loss and improve clarity.
- Support 4K 3840*2160, 2K 2560*1440 .



Mark "only for safe use in areas below 2000m above sea level"